

modular 300

NEW

AZUD

SPIRAL CLEAN

AZUD MODULAR 300 SPIRAL CLEAN semiautomatic screen filter is based on low maintenance and optimum safety in filtration, and on its wide filtering surface.

Its ergonomic design allows an easy and quick cleansing, without disassembling the filter or stopping the installation.



ADVANTAGES

- ✓ **Maximum filtering surface.**
- ✓ **100% effective and easy cleansing.**
The screen is cleaned with a single turn of the handle.
- ✓ **The filter is cleaned without disassembling it.**
- ✓ **Non-stop working.** It is not necessary to stop the supply of water
- ✓ **Low maintenance.** Without tooling.
- ✓ **Modularity, versatility, compatibility.**
The system permits a wide range of possibilities with a minimal number of components.
- ✓ **Manufactured in technical plastic.**
- ✓ **Water and energy saving.**
- ✓ **Guarantee of quality of AZUD.**



TECHNOLOGY

AZUD MODULAR 300 SPIRAL CLEAN filter has a wide surface screen filtering element, and nozzles specially designed to remove the particles retained during the filtration process.

The rotatory movement of the handle allows the nozzles, with a spiral movement, scan the 100% of the screen, sucking the particles and expelling it through the drainage, with little water consumption.



modular 300 AZUD SPIRAL CLEAN

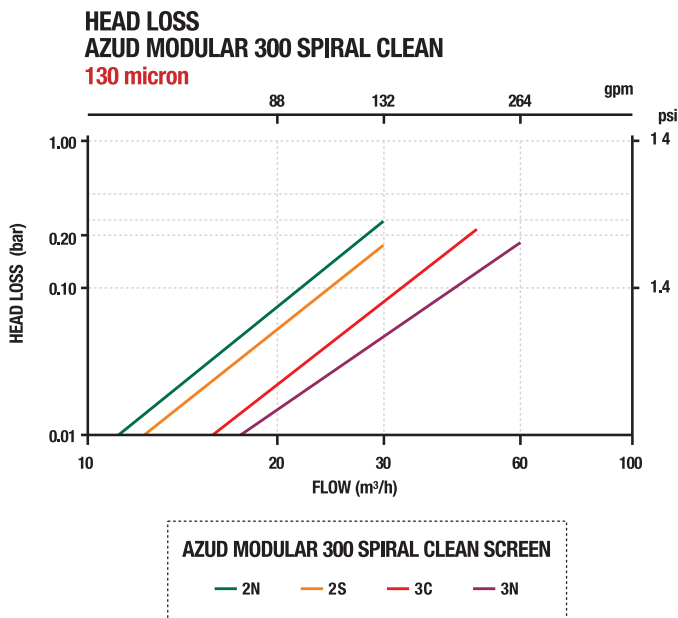
AZUD MODULAR 300 SPIRAL CLEAN 130 micron	Maximum flow	Filtering surface
		Screen
2N	30 m³/h 132 gpm	890 cm² 138 in²
2S	30 m³/h 132 gpm	1,190 cm² 184 in²
3C	50 m³/h 220 gpm	890 cm² 138 in²
3N	50 m³/h 220 gpm	1,190 cm² 184 in²





Minimum flushing pressure: 1.8 bar / 26 psi.
The flow rate given by filter conditions the frequency of the flushing activation.
Other filtration grades available www.azud.com

MATERIALS AZUD MODULAR 300 SPIRAL CLEAN

Housing	Polyamide reinforced with fiberglass
Filtering element	Stainless steel screen
Locking system	Stainless steel
Sealing element	NBR

pH > 4 • Maximum pressure 10 bar / 145 psi • Maximum temperature 60°C / 140 F



FILTER CONFIGURATION	Connection	Model	Connection		Dimensions					
			A	B	H ₁	H ₂	W	X ₁	X ₂	D
			mm	mm	mm	mm	mm	mm	mm	mm
	2"	2NR	BSP	BSP	875	935	309	270	330	212
		2NW	GROOVED	GROOVED	35"	37"	12"	11"	13"	8"
	2" Super	2SR	BSP	BSP	1000	1060	309	270	330	212
		2SW	GROOVED	GROOVED	40"	42"	12"	11"	13"	8"
	3" C	3CR	BSP	BSP	890	950	336	290	350	212
		3CW	GROOVED	GROOVED	35"	38"	13"	12"	14"	8"
	3"	3NR	BSP	BSP	1015	1075	336	290	350	212
		3NW	GROOVED	GROOVED	40"	43"	13"	12"	14"	8"

Connection E 1 1/2" BSP • Connection M 1/4" BSP
Body available in NPT thread.

